


# HOW TO SIGN UP FOR JUT CLASSES

## STEP 1: NAVIGATION

Using the navigation go to **Login** and select **Member Login** from the dropdown menu. Upon arriving on the member login page, click the red **Member Login** button.



## STEP 2: USERNAME & PASSWORD

Click the gray **Login / Login Request** button to enter your username and password. After entering your username and password, click the gray **Sign In** button.

### YOUR USERNAME

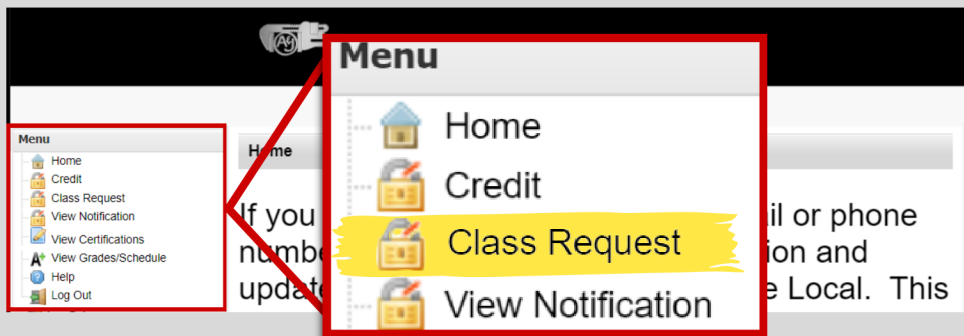
- Your 7-digit UA card # followed by "AJ"
- Example:** If your UA card # is 1234567, then **1234567AJ** is your username.

### YOUR PASSWORD

- Your password is the last four digits of your social security number.

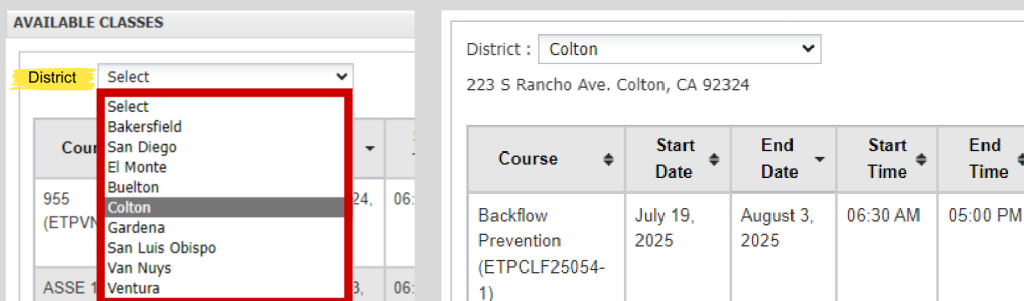
## STEP 3: NAVIGATION MENU

Once logged in select **Class Request** from the left navigation menu.



## STEP 3: SELECT YOUR DISTRICT

Use the **District** dropdown menu to filter for your preferred training center. All relevant course information will be displayed on this page.



## STEP 4: SIGN UP

To sign up **check the box** under **Class Date**, **complete the captcha** and click the gray **Request** button.



If you are already enrolled in the course a confirmation message will appear in the confirmed column.

